

CMTD42M-FST

Startup, Compact Module - Thermodynamic Trap Full Version (with 3 valves)

Description

The Forbes Marshall Startup Module Thermodynamic Trap, CMTD42M-FST is a compact thermodynamic trap module designed with an in built start up trap, bypass valve, a trap vent valve and a trap test valve for steam applications upto 17 bar g. Replaceable trap internals and inbuilt strainer eases inline maintenance. The CMTD42M-FST has an integral upstream and downstream piston valve, which isolates the upstream piping of the steam trap.

Sizes and Pipe Connections

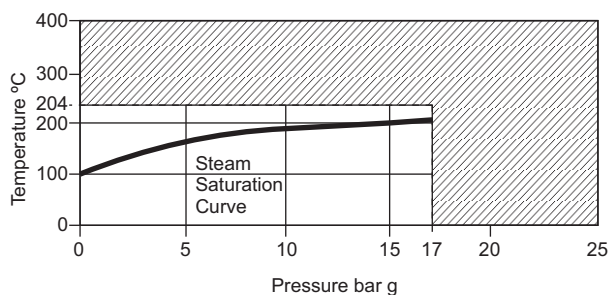
DN 15, 20 Socket weldable and Screwed end connection. (Available with # 150,300,600 weld on flanges on request)

Note: Available with IBR certificate on request

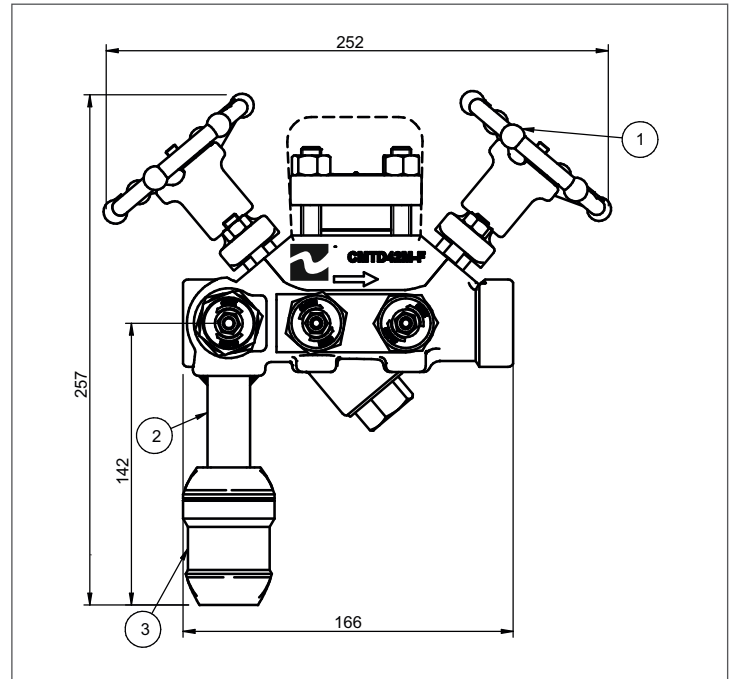
Limiting Conditions

Body design conditions	17 bar g
PMA Maximum allowable pressure	17 bar g
TMA Maximum allowable temperature	400 °C
Minimum Allowable Temperature	0 °C
*PMO Maximum operating pressure	17 bar g @ 230 °C
TMO Maximum operating temperature	230 °C
Minimum operating temperature	0 °C
Designed for a maximum cold hydraulic test pressure of 26 bar g	

Operating Range

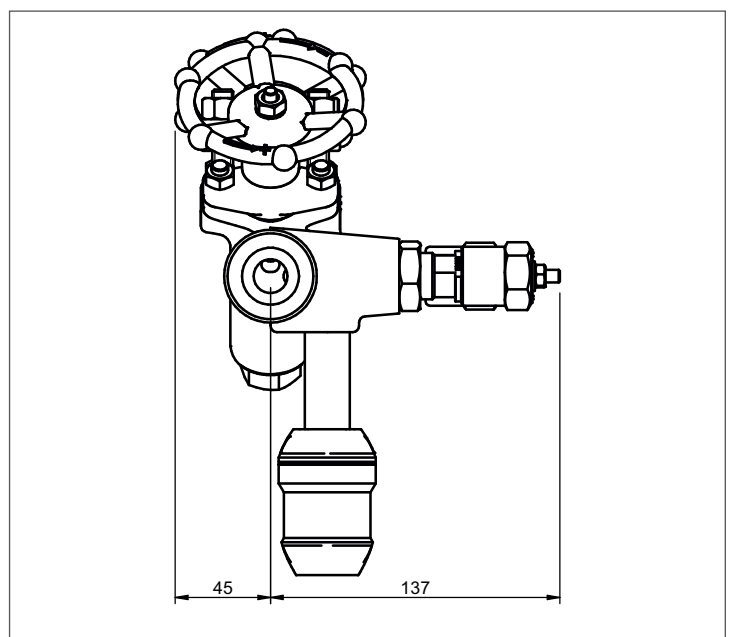


■ The product cannot be used in this region

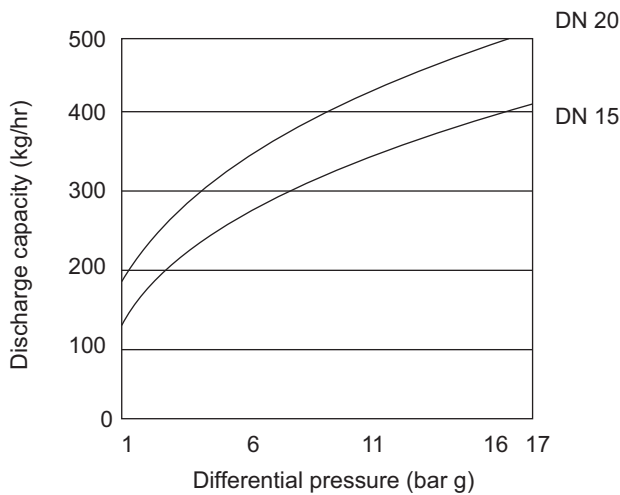


Material

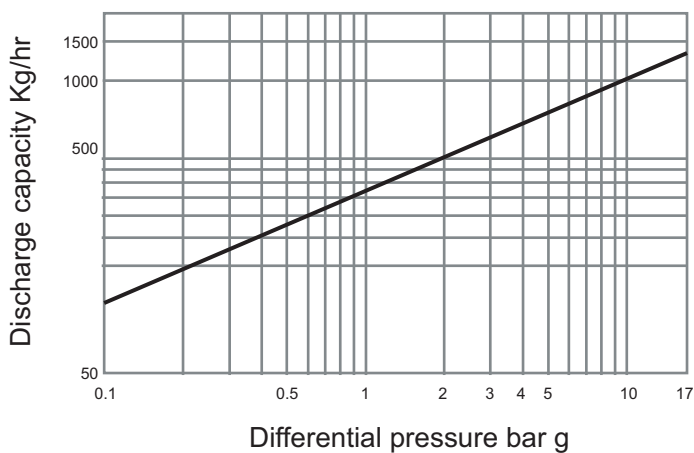
No.	Description	Material	Qty.
1	CMTD42M-F	ASTM A105	1
2	15NB Nipple OST	ASTM A106 Gr.B	1
3	ST-MLT	Stainless Steel	1



Hot Capacity Chart



Cold Capacity Chart



How to Order

Example: 1 No. DN 15 CMTD42M-FST Compact Module - Thermodynamic Trap - Full Version (with 3 valves), socket weld able end connections, IBR

Installation

Ensure the following for the CMTD42M-FST to operate correctly and remove condensate effectively.

1. A drain valve is required before product.
 2. The CMTD42M-FST is installed with flow in the direction of the arrow. Flow to be horizontal.
 3. Ensure that there is sufficient access to the hand-wheel to allow proper operation of both upstream and downstream isolation valves.
 4. Ensure that there is sufficient access to the strainer to allow it to be cleaned periodically.
 5. Allow sufficient access for the bypass valve, trap vent and trap test valve to operate.
 6. " Keep the bypass valve full open "Ensure all the valves are either full opened or tightly shut, and never kept other partially open / crack open.
 7. Outlet of the Start up Trap should be always open to atmosphere. It should be routed to the safe location.
- After 24 hours in service the cover nuts should be checked for tightness. Separate user manual which comes along with the product gives full details.

Bypass valve, trap vent valve and trap test valve Maintenance

Lubricate valve frequently with Molykote M30 oil or equivalent. Lubricate the stem piston and bonnet threading of drain valves. Operate the valves after lubrication.

Maintenance


To clean or replace strainer screen

Access to the strainer screen can be obtained by removing strainer cap. Remove strainer screen, fit new or cleaned strainer screen into recess of the cap. A new gasket should be fitted and the cap screwed into the body. The use of a thread lubricant is recommended.

To replace the cover studs

After removing old cover studs, fit new cover studs. The use of a thread lock (high temperature grade) is recommended.

Recommended tightening torques

Item	Size		Torque Range
Body (1) Cap (2)	DN 15	32 mm (A/F)	100-110 Nm



www.forbesmarshall.com

Forbes Marshall Arca

Codel International

Krohne Marshall

Forbes Vyncke

Forbes Marshall Steam Systems

A: Forbes Marshall Pvt. Ltd.
Opp. 106th Milestone, CTS 2220,
Mumbai-Pune Road, Kasarwadi,
Pune MH 411034 INDIA

P: +91(0)20-68138555

F: +91(0)20-68138402

E: ccmidc@forbesmarshall.com

© All rights reserved. Any reproduction or distribution in part or as a whole without written permission of Forbes Marshall Pvt Ltd, its associate companies or its subsidiaries ("FM Group") is prohibited.

Information, designs or specifications in this document are subject to change without notice. Responsibility for suitability, selection, installation, use, operation or maintenance of the product(s) rests solely with the purchaser and/or user. The contents of this document are presented for informational purposes only. FM Group disclaims liabilities or losses that may be incurred as a consequence of the use of this information.

Forbes Marshall International Pte. Ltd.

16A, Tuas Avenue 1,
#05-21, JTC Space @Tuas
Singapore - 639533

P: +65 6219 3890

CIN No: U28996PN1985PTC037806